

# NAVNEET ENGLISH PRIMER

WITH A STORY 'KUSUM AND HER CAT'

PART I





## PREFACE

Learning to read should be a fun experience. Moreover, the child needs to improve his or her reading skills at his or her own pace. Thus a reader for tiny tots, if planned wrongly, could adversely affect their interest in the printed word for life. Hence, great care and much psychological consideration has been brought to bear upon the planning of this first Primer specifically meant for children in the Jr. K.G.

The outlay of the book is as follows :

The child will first be made familiar with the English alphabet.

This will be followed by words of two letters, some of which will later be used to form three-letter words. These words include only the short vowel sound patterns. Words with long vowel sound patterns will be introduced in the next class.

It may be noted that vowels have been introduced in the order of a, o, i, u and then e, and not as they appear in the alphabet (a, e, i, o, u). This is because children find vowels in the former sequence easier to pronounce.

It must also be remembered that while teaching reading, it is necessary to write words on the blackboard or paper. After completing the sound 'a' and writing the words on the blackboard or paper, writing the letter 'o' follows logically, as the letters 'a' and 'o' have similar strokes and writing patterns. Indeed, reading, writing and talking are connected to the whole process of gradual learning and understanding.

Sight words such as 'the', 'see' and 'look' have been simultaneously introduced. They have, however, been kept as simple as possible.

Indian motifs have been used for attractive visual representation. Thus, in a world of globalization, the child is made to feel proud of our ancient Indian heritage. A note on the motifs has been included at the end of this book. This is merely for the interest of the teacher.

The story created with words already taught in the book has as its main character a girl called Kusum. Her love for her cat will definitely evoke in the minds of the children the value of love for animals.

–Authors


© All rights reserved. No part of this book may be copied, adapted, abridged or translated, stored in any retrieval system, computer system, photographic or other system or transmitted in any form or by any means without a prior written permission of the copyright holders, M/s. Navneet Education Limited. *Any breach will entail legal action and prosecution without further notice.*

# NAVNEET

# ENGLISH PRIMER

PART I

(A FUN TEXTBOOK FOR TOTS)



Vijaya Gupchup • Ketaki Mazumdar • Meera Jasani

Edited by : Greg Aguiar

Illustrated by : John Fernandes




K0032

NAVNEET EDUCATION LIMITED

# 1. THE ALPHABET

(Capital and small letters)

**Aa**




apple

**Bb**



ball

**Cc**



cat

**Dd**




doll

**Ee**




egg

**Ff**

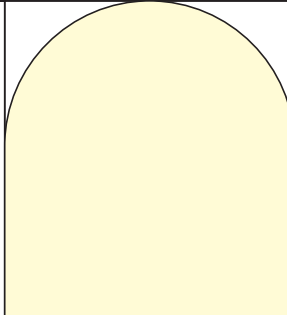


fish

**Gg**




goat



**Hh**



house



(Capital and small letters)

**Ii**



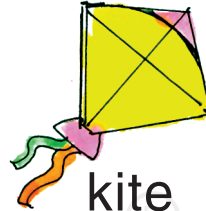
ice cream

**Jj**



jug

**Kk**



kite

**Ll**



lion

**Mm**



mango

**Nn**



nut

**Oo**






orange

**Pp**



pen





(Capital and small letters)

**Qq**




queen

**Rr**




rose

**Ss**



sun

**Tt**



top

**Uu**



umbrella

**Vv**



van

**Ww**




watch

**Xx**



x'mas tree

**Yy**



yak



**Zz**



zebra

## 2. LEARN TO READ

### TWO LETTER WORDS



It is an ox.  
It is my ox.  
Go up to it.

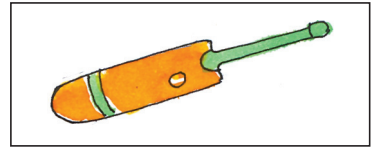


# THREE LETTER WORDS

a t


b a t

b a t



c a t

c a t




f a t

f a t

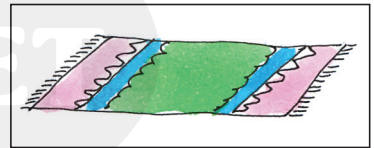
h a t

h a t



m a t

m a t



p a t

p a t

r a t

r a t



s a t


s a t

## Note to the teacher :

Write the first letter of each of the words separated from the second and the third. Write the second and the third letters together. Your arrangement on the blackboard should be as follows :

b a t = bat

You should use this arrangement to teach all the phonic sounds that follow in this book.

 Like us on  
[/navneet.india](https://www.facebook.com/navneet.india) | [www.navneet.com](http://www.navneet.com)

K0032

